
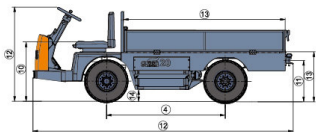
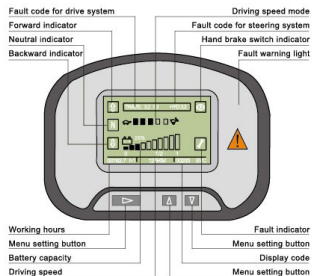


1-5ton AC ELECTRIC PLATFORM TRUCK



>> Interactive Multifunctional Display



>> Optional auto water-filling battery (Optional)



>> Energy regeneration



• Energy regeneration with AC technology control for the energy-saving, the single shift working time of the battery is increased by 15%

↑ 15% THE SINGLE SHIFT WORKING TIME OF THE BATTERY IS INCREASED BY

• Reliable multifunctional display showing working condition, fault detection information for more direct and convenient reading.

Technical Parameters

Item	unit	G series 1-5t AC Electric Platform Truck				
		BD10-JB1	BD20-JA1	BD20-JB1	BD40-JA1	BD50-JA1
1 Truck Model		BD10-JB1	BD20-JA1	BD20-JB1	BD40-JA1	BD50-JA1
2 Operating mode		Seated				
3 Capacity	t	1	2	2	4	5
4 Wheelbase	mm	1150	1650	1650	1810	2100
5 Weight	kg	880	1500	1500	2200	2400
6 front-rear tires load without load	kg	440/440	800/700	800/700	1000/1200	1150/1250
7 Type		Pneumatic tires				
8 Tires Front tire		5.00-8	6.50-10	6.50-10	7.00-12	7.00-12
9 Rear tire		5.00-8	6.50-10	6.50-10	7.00-12	7.00-12
10 Seat height(front ground)	mm	735	860	860	980	980
11 Traction base height	mm	450 (Optional)	580 (Optional)	580 (Optional)	720(Optional)	720(Optional)
12 Truck dimension(length*width*height)	mm	2750*1000*1250	3615*1400*1400	3615*1400*1400	3970*1500*1400	4575*1500*1550
13 Platform dimension(length*width*height)	mm	1400*1000*560	2240*1400*680	2240*1400*680	2600*1500*850	3200*1500*850
14 Min. Ground clearance	mm	80	130	130	130	130
15 Turning radius	mm	3000	3500	4300	4400	4800
16 Driving speed(without load)	km/h	8.0/10.0	12.0/16.0	12.0/16.0	12.0/16.0	12.0/15.0
17 Gradeability(with load)	%xm	10%*20m	10%*20m	10%*20m	10%*20m	8%*20m
18 Driving brake		Hydraulic brake and electric brake				
19 Parking brake		Mechanic				
20 Driving mode		Rear drive				
21 Drive motor rated power	kW	3	4	4	6	6
22 Steering motor rated power	kW	/	1.35	/	1.35	1.35
23 Battery/rated capacity(5H)	V/Ah	24/280	48/280	48/280	48/350	48/450
24 Battery weight	kg	300	550	550	579	715
25 Tread, front tire	mm	790	1160		1250	
26 Tread, rear tire	mm	820	1160		1250	
27 Driving control mode		Electronic stepless mode				
28 Operator's ear noise	db(A)	< 65				
29 Controller type		CURTIS AC controller				

Standard configuration

Streamlined glass fiber cover	Tool kits
Battery	
Liquid crystal combination display	
Pneumatic tires	
Traction pin	

Optional configuration

Cabin	Different height traction pin
Platform guard bar	Solid tire
Beacon	Simple rain cover
Crate	Optional paint color
Optional dimension platform	

ANHUI HELI CO., LTD.

ADD: NO.688 Fang Xing Street,
Economic And Development Zone,
Anhui F.R.China
TEL: (0086) 551-83689667,83689674,83689676

FAX: (0086) 551-83689558-247
(0086) 551-83689674
E-MAIL: heli@heli.com
WEBSITE: www.helichina.com

© 2013 heli copyright
Catalog No.2013-07-C HELI Print



1-5 ton G Series AC ELECTRIC PLATFORM TRUCK

CHINESE EXPORT BRAND

Recommended
By China Chamber of Commerce for Import and Export of Machinery
And Electric Products


HELI
LIFTING THE FUTURE



» Brief Introduction

As the newly designed environmentally friendly tractor machines, HELI G series 1-5T AC Electric Platform Truck has the unique profiling, ergonomically and aesthetic philosophy combination for operator comfort and ease of use, maintenance convenience.

This machine is powered by battery, with World-famous Curtis AC controller matched AC motors to supply the stepless accelerating, high efficiency, reliable quality, comfortable operation, and strong power.




Drive system

- Special drive axle for electric machines with low noise, non-pollution, stable running, perfect sealing, and also with enough ground clearance for good trafficability.
- Large gear ratio, powerful traction, strong gradeability, perfect performance, suitable for complex operating condition.

Steering system

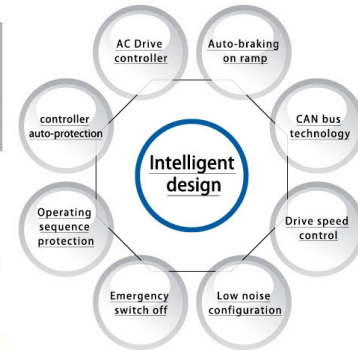
- With fully-hydraulic Transverse cylinder power steering or circulating ball type redirector, easily steering, and long working life.
- Front and rear suspension are with elastic connection for more comfort.



Optional Equipment——Cabin



Optional Equipment——Platform guard bar



Superior intelligent design

- Intelligent components and function for the better safety to driver and machines, also supply the higher working efficiency, and reduce the energy-consumption.

Operating system

- Comfortable brake/accelerating pedal position with light stepping strength, fully meeting ergonomically demands.
- With front-rear adjustable steering wheel to satisfy different height drivers. With excellent cold-brake efficiency, enough brake force, fully meet the parking and driving brake standard.

Chassis system

- Side-extraction battery replace, very convenient and reliable.

